



**Western Cape
Government**
Education

Candidate Name/*Kandidaat se Naam*

Name of Teacher/ *Naam van Onderwyser*

SEPTEMBER 2016

MATHEMATICS P2/*WISKUNDE V2*

ANSWER BOOK/*ANTWOORDBOEK*

BOOK NUMBER
BOEKNOMMER

OF
VAN

BOOKS
BOEKE

DATE <i>DATUM</i>																			
----------------------	--	--	--	--	--	--	--	--	--	--	--	--	--	--	--	--	--	--	--

MARKER/ <i>NASIENER</i>			MODERATOR/ <i>MODERATOR</i>		
Question <i>Vraag</i>	Marks <i>Punte</i>	Marker's Initials <i>Nasienerparaaf</i>	Marks <i>Punte</i>	Moderator's Initials <i>Moderatorparaaf</i>	
1					
2					
3					
4					
5					
6					
7					
8					
9					
10					
11					

			TOTAL <i>TOTAAL</i>			
--	--	--	--------------------------------	--	--	--

**This answer book consist of 25 pages.
*Hierdie antwoordboek bestaan uit 25 bladsye.***

**FOLLOW THESE
INSTRUCTIONS CAREFULLY**

1. Write your centre number and examination number clearly in the spaces provided and paste your barcode sticker in the space provided.
2. Remember that your own name (or the name of your school) may not appear anywhere on or in this ANSWER BOOK.
3. Answer ALL the questions in the spaces provided.
4. Do not remove any pages from this ANSWER BOOK.
5. Read the instructions printed on your timetable carefully as well as any other instructions that may be given in the question paper.
6. You may not retain the ANSWER BOOK or remove it from the examination room. The ANSWER BOOK must be returned to the invigilator at the end of the examination session.
7. You may use blue/black ink to write the answers.
8. Do not write in the margins.
9. Draw a neat line through any work/rough work that must not be marked.
10. If you use the additional space provided:
 - 10.1 Write down the question number.
 - 10.2 Leave a line and rule off after the answer.

**VOLG HIERDIE INSTRUKSIES
NOUKEURIG**

1. Skryf jou sentrumnommer en eksamennommer duidelik in die ruimtes wat voorsien is en plak jou stafiekodeplakker in die ruimte wat voorsien is.
2. Onthou dat jou eie naam (of die naam van jou skool) nêrens op of in hierdie ANTWOORDEBOEK mag voorkom nie.
3. Beantwoord AL die vrae in die ruimtes wat voorsien is.
4. Moenie enige bladsye uit hierdie ANTWOORDEBOEK verwyder nie.
5. Lees die instruksies wat op jou eksamenrooster gedruk is, sorgvuldig deur, asook enige ander instruksies wat in die vraestel gegee word.
6. Jy mag nie die ANTWOORDEBOEK hou of uit die eksamenlokaal verwyder nie. Die ANTWOORDEBOEK moet aan die toesighouer terugbesorg word aan die einde van die eksamensessie.
7. Jy mag blou/swart ink gebruik om die antwoorde te skryf.
8. Moenie in die kantlyn skryf nie.
9. Trek 'n netjiese lyn deur enige werk/rofwerk wat nie nagesien moet word nie.
10. Indien jy die addisionele ruimte wat voorsien word, gebruik:
 - 10.1 Skryf die vraagnommer neer.
 - 10.2 Laat 'n reël oop en trek 'n lyn na jou antwoord.

QUESTION 1/ VRAAG 1

	Solution/ <i>Oplossing</i>	Marks <i>Punte</i>																					
1.1	<table border="1"> <thead> <tr> <th>Time in minutes <i>Tyd in minute</i></th> <th>Number of learners (Frequency) <i>Aantal leerders</i> (<i>frekwensie</i>)</th> <th>Cumulative Frequency <i>Kummulatiewe</i> <i>Frekwensie</i></th> </tr> </thead> <tbody> <tr> <td>$5 < t \leq 10$</td> <td>160</td> <td></td> </tr> <tr> <td>$10 < t \leq 15$</td> <td>150</td> <td></td> </tr> <tr> <td>$15 < t \leq 20$</td> <td>110</td> <td></td> </tr> <tr> <td>$20 < t \leq 25$</td> <td>60</td> <td></td> </tr> <tr> <td>$25 < t \leq 30$</td> <td>45</td> <td></td> </tr> <tr> <td>$30 < t \leq 35$</td> <td>15</td> <td></td> </tr> </tbody> </table>	Time in minutes <i>Tyd in minute</i>	Number of learners (Frequency) <i>Aantal leerders</i> (<i>frekwensie</i>)	Cumulative Frequency <i>Kummulatiewe</i> <i>Frekwensie</i>	$5 < t \leq 10$	160		$10 < t \leq 15$	150		$15 < t \leq 20$	110		$20 < t \leq 25$	60		$25 < t \leq 30$	45		$30 < t \leq 35$	15		(2)
Time in minutes <i>Tyd in minute</i>	Number of learners (Frequency) <i>Aantal leerders</i> (<i>frekwensie</i>)	Cumulative Frequency <i>Kummulatiewe</i> <i>Frekwensie</i>																					
$5 < t \leq 10$	160																						
$10 < t \leq 15$	150																						
$15 < t \leq 20$	110																						
$20 < t \leq 25$	60																						
$25 < t \leq 30$	45																						
$30 < t \leq 35$	15																						
1.2		(4)																					

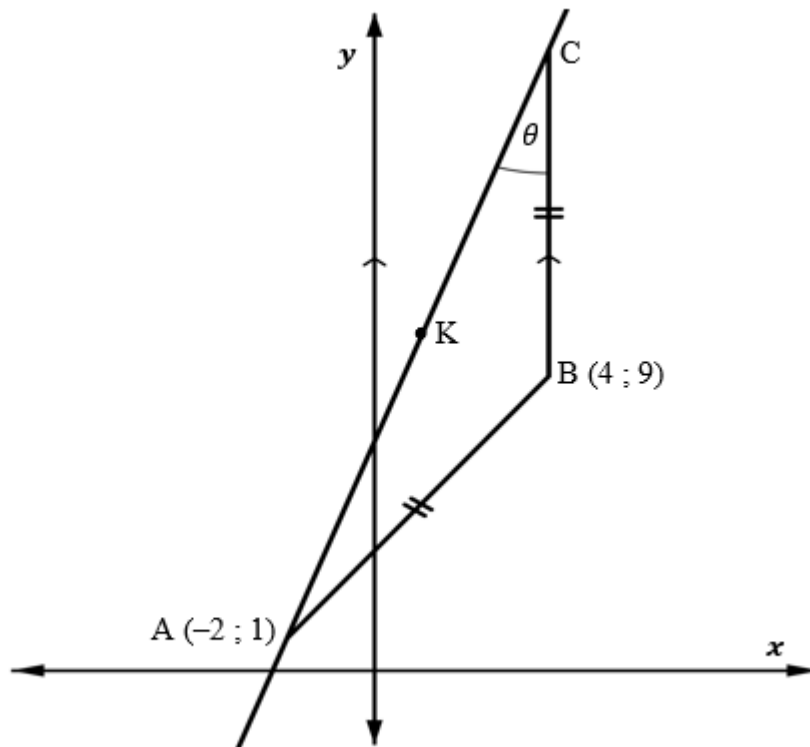
	Solution/Oplissing	Marks Punte
1.3		(2)
1.4		(2)
1.5		(3)
		[13]

QUESTION 2/VRAAG 2

Country	Number of athletes	Number of medals
USA	530	103
China	396	88
Great Brittan	541	65
Russia	436	79
South Korea	245	28
Germany	392	44
France	330	34
Australia	410	35
South-Africa	133	6
Canada	277	18
Netherland	175	20
New Zealand	184	13

	<i>Solution/Oplissing</i>	Marks <i>Punte</i>
2.1		(3)
2.2		(1)
2.3		(2)
2.4		(1)

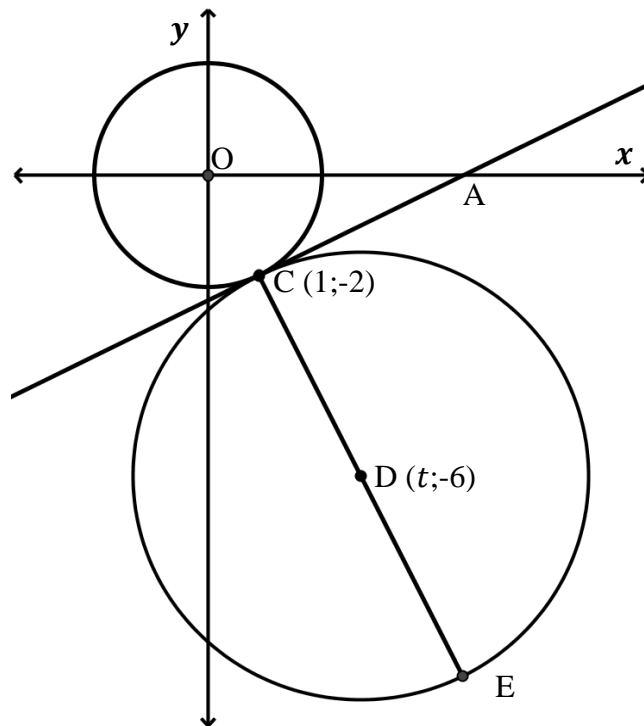
QUESTION 3/ VRAAG 3



	Solution/Oplissing	Marks Punte
3.1		(2)
3.2		(2)

3.3		(2)
3.4		(3)
3.5		(4)
3.6		(4)
		[17]

QUESTION 4/VRAAG 4



	Solution/Oplissing	Marks Punte
4.1		(2)
4.2		(2)

	Solution/Oplissing	Marks Punte
4.3		(2)
	4.4	
4.5		(2)

4.6		
		(6)
4.7		
		(4)
		[21]

QUESTION 5/ VRAAG 5

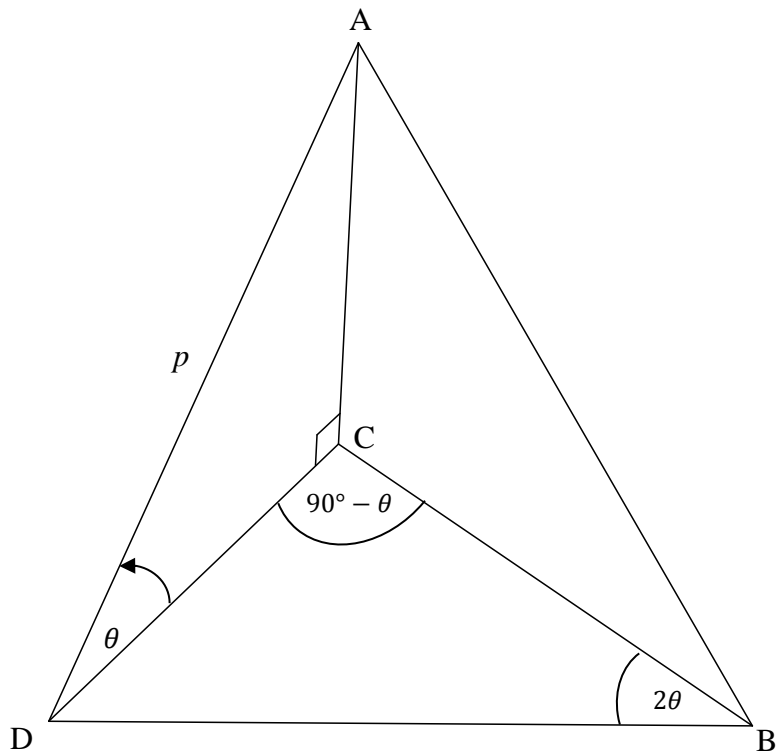
	Solution/ <i>Oplossing</i>	Marks <i>Punte</i>
5.1.1		
(2)		
5.1.2		
(4)		
5.1.3		
(2)		

5.2.1		
5.2.2		(4)
		(6) [18]

QUESTION 6 / VRAAG 6

	Solution/Oplissing	Marks Punte
6.1		(3)
6.2	<div style="border: 1px solid black; height: 100%; width: 100%;"></div>	(5)
6.3	<div style="border: 1px solid black; height: 100%; width: 100%;"></div>	(3)
6.4	<div style="border: 1px solid black; height: 100%; width: 100%;"></div>	(2)
6.5	<div style="border: 1px solid black; height: 100%; width: 100%;"></div>	(2)
		[15]

QUESTION 7/ VRAAG 7

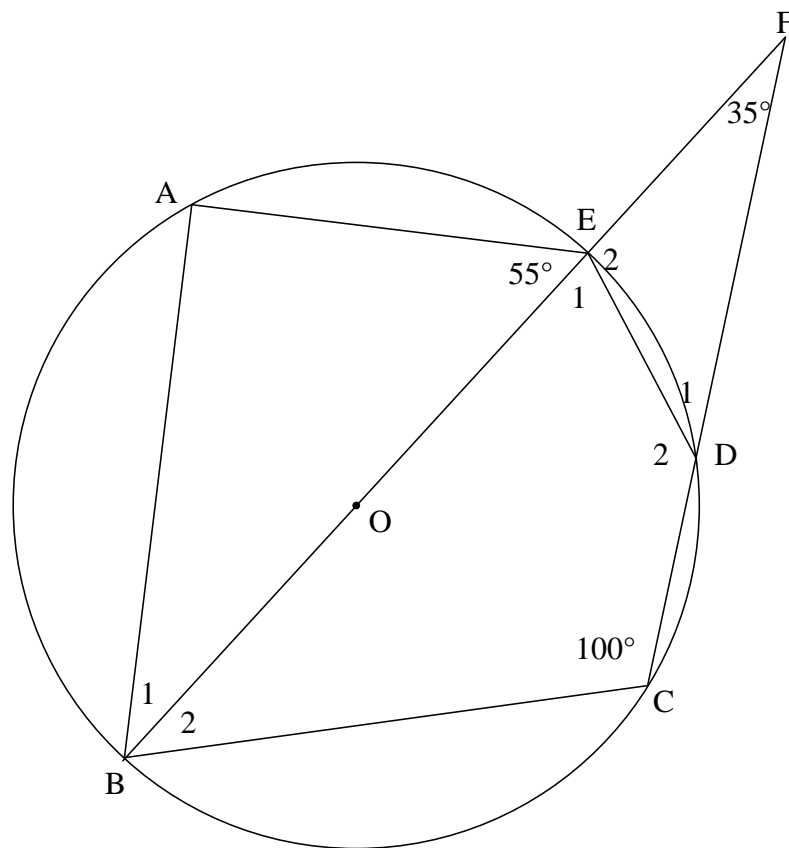


	Solution/Oplissing	Marks Punte
7.1		(5)

7.2		
	(2)	
7.3		
	(5)	
	[12]	

QUESTION 8/ VRAAG 8

8.1

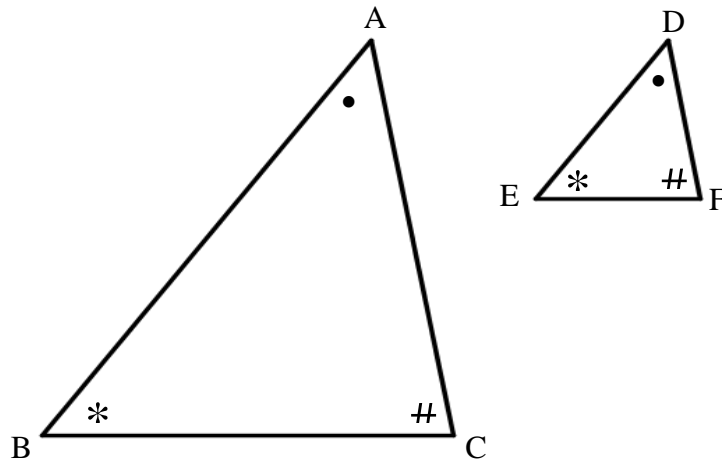


	Solution/Oplissing	Marks Punte
8.1.1		(2)
8.1.2		(2)
8.1.3		(2)

8.2		(4)
	[10]	

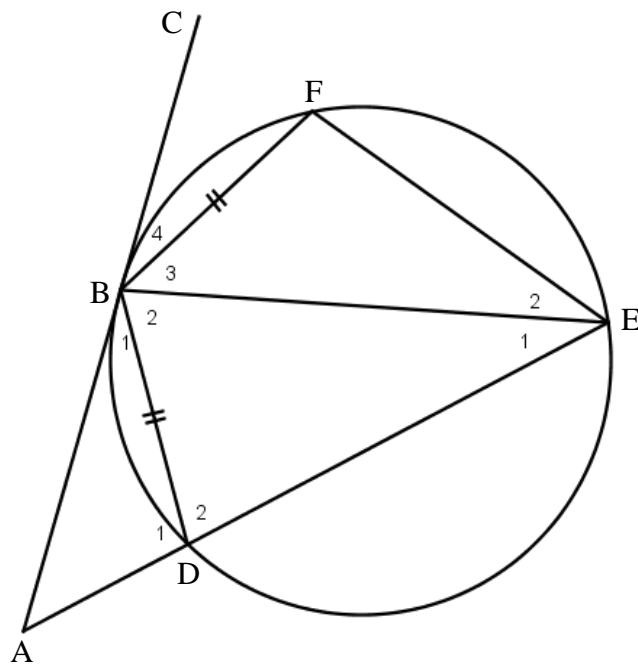
QUESTION 9

9.1



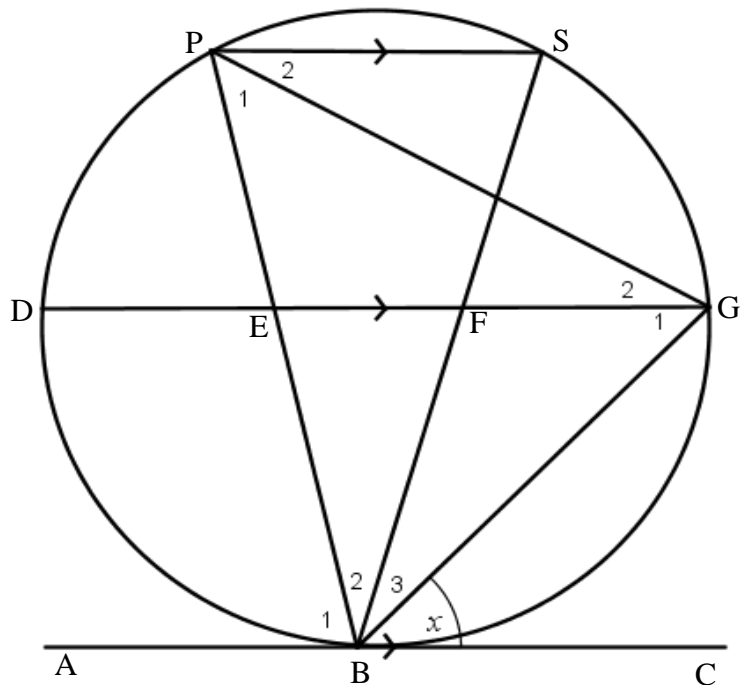
	Solution/ <i>Oplossing</i>	Marks <i>Punte</i>
9.1		

9.2



	Solution/Oplissing	Marks Punte
9.2.1		(3)
9.2.2		(4)
9.2.2		(2)

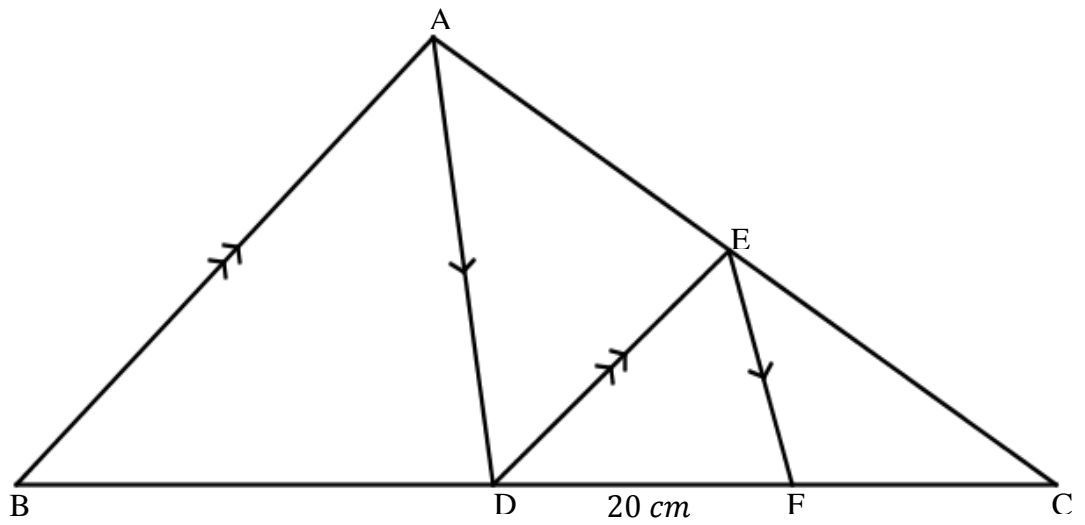
QUESTION 10 / VRAAG 10



	Solution/Oplissing	Marks Punte
10.1		(1)
10.2.1		(2)
10.2.2		(4)

10.2.3		
		(3)
		[10]

QUESTION 11 / VRAAG 11



	Solution/Oplissing	Marks Punte
11.1.1		(3)
11.1.2		(4)

	Additional space / <i>Bykomende ruimte</i>	Marks <i>Punte</i>

